



STOP LOOK & learn™

A Trip to the Fire Station

An Educational Coloring & Activity Book



© 2004 A.S.I. 45815
All rights reserved.




You can visit your local fire station to learn safety tips that can help keep you and your family safe. They will be happy to help you learn important fire safety rules.



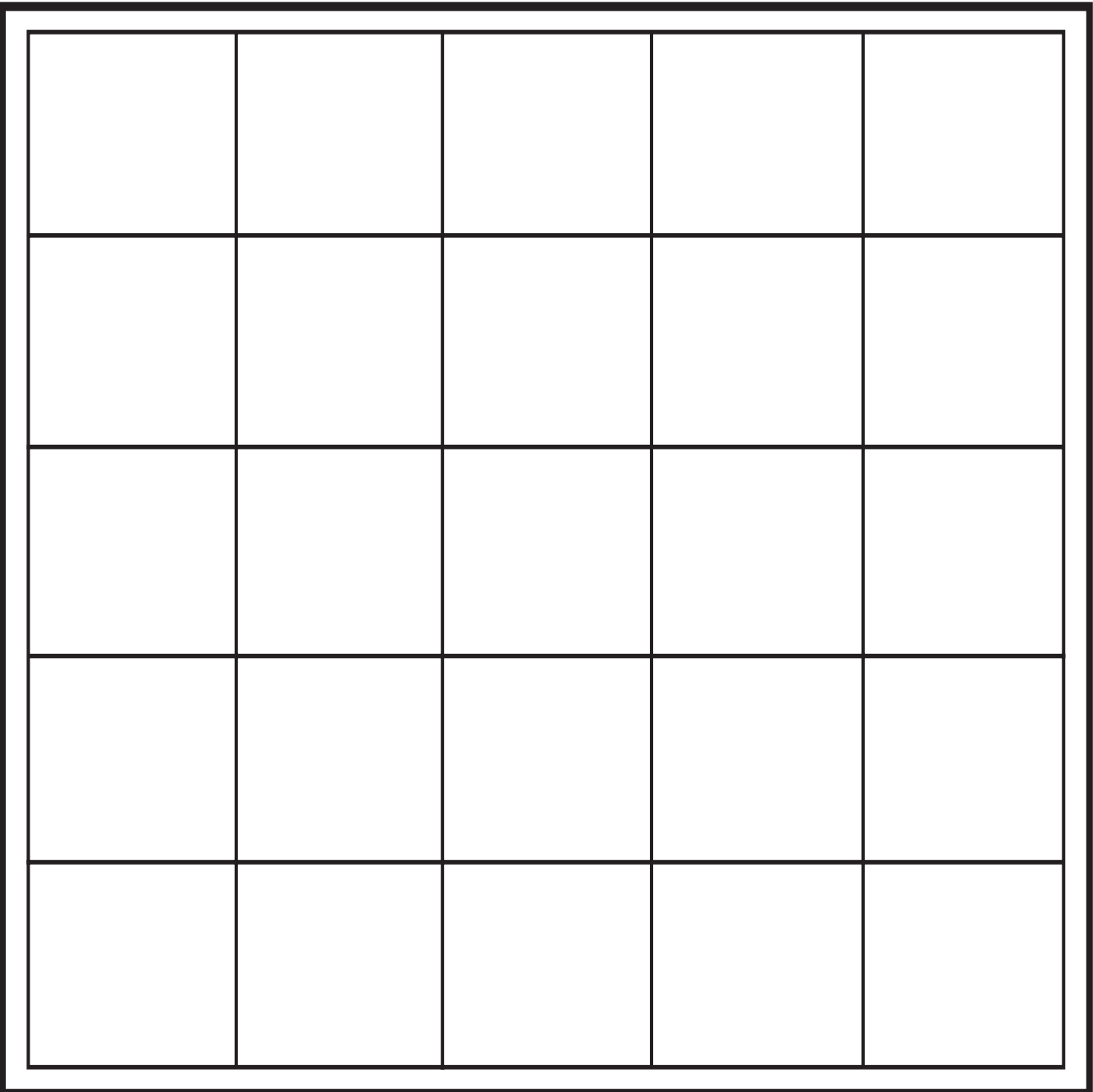
Be prepared!

**Plan ahead
for safety!**

It is important to plan ahead so you will know what to do in case of an emergency. Your local fire department can help you decide the best location to have smoke detectors installed in your home. Make certain to test and replace the batteries on a regular basis. Many home fires can be prevented if you learn and follow fire safety and prevention rules.



Use the larger grid
to draw a copy
of the picture.



**Dial 9-1-1 in an emergency.
It is important to know your address.**



Know how to call for help in case of an emergency. **DO NOT STAY IN THE HOUSE** if it is on fire. Practice with your family how to call for help when needed. Clearly speak your name, address and phone number.

Never play with matches. If you see another child playing with matches or a lighter, tell an adult immediately.



It is a good idea to have a fire extinguisher in your home in a place where it can easily be reached in case of a fire. Have everyone in your family learn how to use the fire extinguisher. Know which types of fire this can be used to extinguish. Have your fire extinguisher tested yearly to make certain it is in working order.

**Find and circle the words
in the puzzle.**



FIREPLACE
DETECTOR
OUTLET
LIGHTER
SAFE

SMOKE
CAMPFIRE
MATCHES
CHIMNEY
FIRE

| | | | | | | | | | | |
|---|---|---|---|---|---|---|---|---|---|---|
| B | A | L | D | E | T | E | C | T | O | R |
| P | L | W | I | A | H | D | C | A | W | S |
| M | F | I | R | E | P | L | A | C | E | P |
| R | A | E | G | N | T | A | M | H | V | O |
| S | W | T | L | H | L | R | P | I | P | U |
| A | M | N | C | E | T | N | F | M | S | T |
| F | N | O | L | H | A | E | I | N | R | L |
| E | C | J | K | T | E | M | R | E | T | E |
| R | F | I | R | E | O | S | E | Y | H | T |

How many words can you make using the letters in


FIRE STATION?

start

test




Two columns of horizontal lines for writing answers.



If you are in a building that is on fire and you are inside a closed room, feel the door **BEFORE** you open it to see if it is hot. This will let you know if the fire is on the other side.

Breathing the smoke can be very dangerous! Heat rises, so there will be more smoke higher in the room. Try to stay low. Get on your hands and knees and quickly crawl to the nearest exit away from the fire.

Know where to go! Always check where the exits are located when you enter a building.



When you enter a public building look around so you will know where the exits are located. Know which ones are closest. If you are in a burning building never use the elevator, always use the stairs to escape. Be sure to check the door for heat **before** opening. Check for smoke in the stairwell and quickly exit the building.

Which picture
is different?



2.



1.




3.



4.

ANSWER: 2

Be prepared!



**Be safety
smart!**




Plan an emergency escape route from your home with your family so that you will know what you should do in case of a fire. Agree on a meeting place outside of the home where you will gather to make certain everyone has made it out of the house safely. **Practice fire drills regularly.**

Find your way to the fire station.

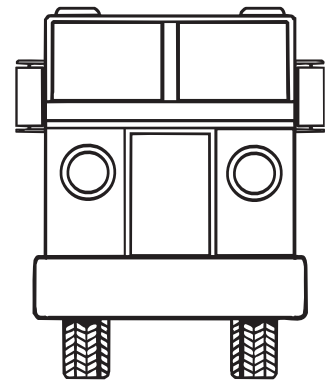


Start

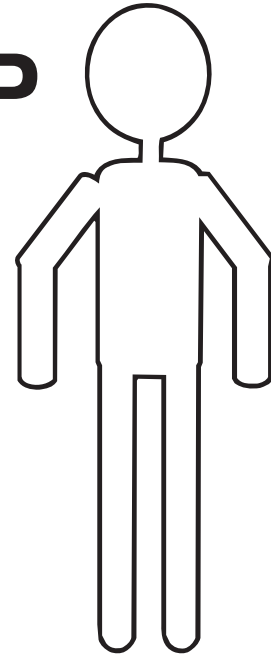


Finish

FIRE STATION




STOP



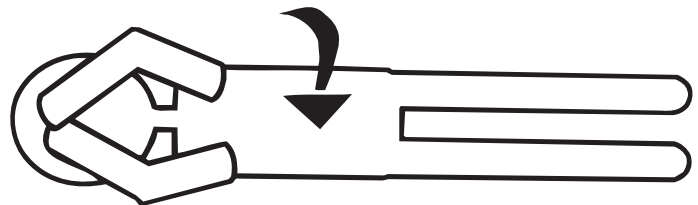
If your clothing should catch on fire do not run.
Remember to **STOP**,
DROP and **ROLL**.



DROP




ROLL




If your clothing should catch on fire do not run. Remember to **STOP, DROP and ROLL**. This will help put the fire out. If the sleeves of your clothes are not on fire, use your arms to cover and protect your face.

SECRET MESSAGE

TILT the top of the page toward the ground and view from the bottom to find the secret message.





I, _____ ,will
(PRINT YOUR NAME)

practice what I have learned about
fire safety rules. I will also plan
and practice a home fire safety
drill with my family.

(YOUR SIGNATURE)