


ESCAPING FIRE DANGER



This book belongs to

Hi, I'm Fiera, the firefighting cat, and I'm going to help my two friends Jacob and Renee form an escape plan in case of a fire. We'll also learn the four P's of escaping fire danger – Plan, Practice, Perform, and stay Put.






I told them the most important way to protect yourself in the case of a fire is to ensure that you have a fire escape plan worked out beforehand and to practice it.

**You need to make sure that there are
smoke alarms on every floor.**



**They should be outside of every bedroom.
Test the alarms every month and change their
batteries every six months.**

The first step is to PLAN.



**It is important to plan for two ways out of every room.
That way if the primary way is blocked, you know
how to get out another way.**

After planning, you have to PRACTICE. Make sure that you practice both ways out of every room.




You need to make sure that you can open any windows or doors to escape. If you need to open barred windows or set up ladders, have everyone in the house practice so they can all do it.

If a fire does occur, you must PERFORM and follow the escape plan we created. You have to leave immediately.



Do not stop to pick up anything. Take the safest way out. If you have to go through smoke, crawl as low to the ground as possible.

If you come to a closed door, feel the door before you open it. You should feel it at the bottom, the side, and the door knob.



If any of these feel hot, there may be fire on the other side of the door. Use your alternate escape route.

If the door feels safe, open it slowly, being prepared to shut it immediately. If you feel heat or see smoke coming through the door as it opens, close it right away and take the other route out of that room.



When you make your escape plan, designate a spot for everyone to meet once outside.



Make sure it is a specific spot, at the mailbox, under a tree, or by the stop sign. That way everyone will make it to the same spot and no one will get hurt looking for someone who is already out.



Once everyone is safe, designate one person to use a cell phone or go to a neighbor's house to call the fire department.

When you make it out of the house, STAY PUT!



Do not go back into the house for any reason. If someone is missing, let the firefighters know as soon as they arrive. They have the training to rescue someone safely. Make sure you do not hide from firefighters if you are trapped inside.

What's the Difference?

Fiera has met the firefighter at her meeting place by the mailbox. One of the images is different from the others, can you spot which one?

1



2



3



4



5



FILL-IN FUN

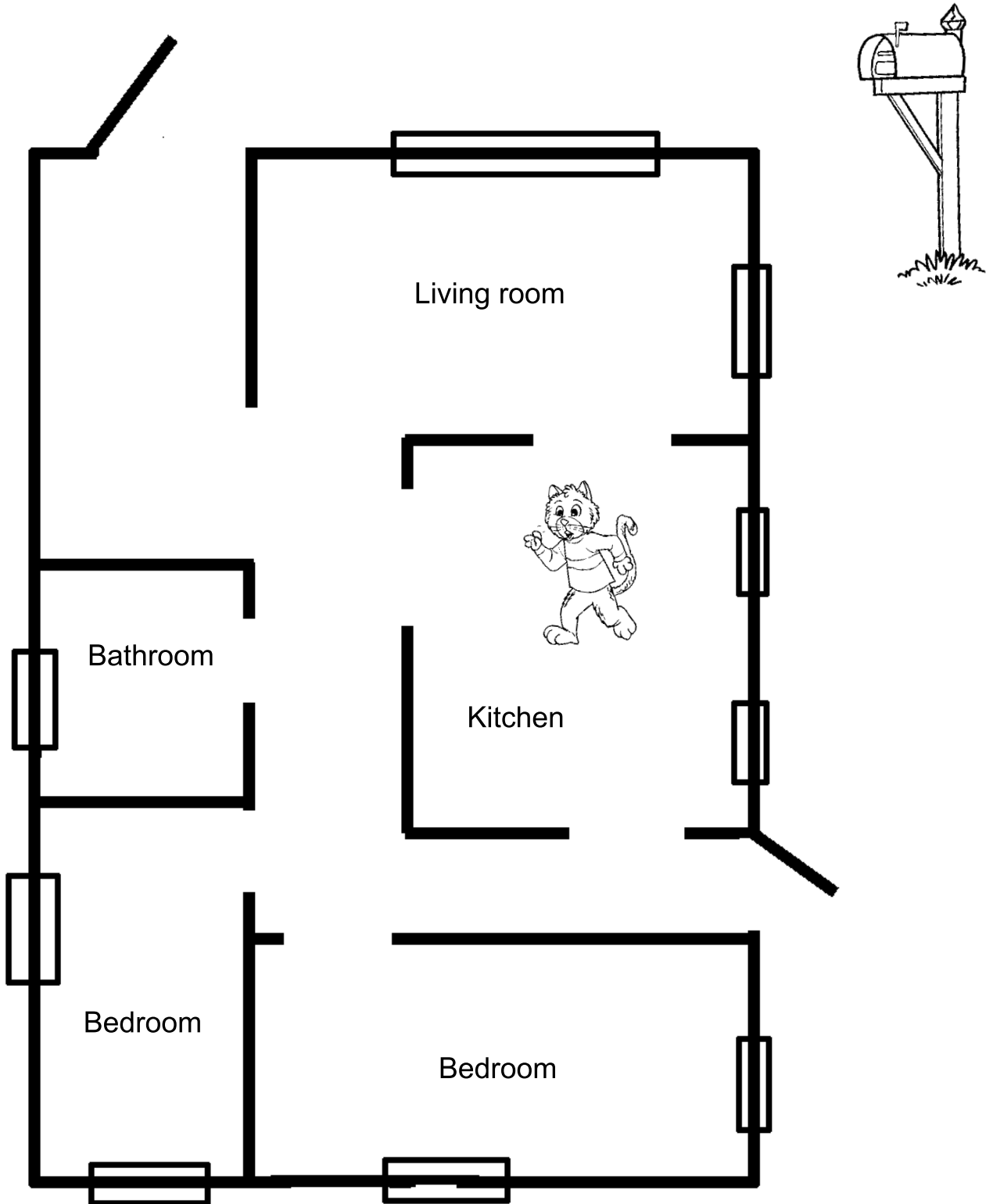


Fill in the missing word

1. It is important to have an _____ plan prepared.
2. Make sure there are two _____ from every room.
3. Do not stop to take _____ with you when you leave.
4. Never open a door which is _____ to the touch.
5. Make sure there is a specific _____ to meet outside.

ESCAPE PLAN

Help Jacob find all the ways to escape his house and meet his family at the mailbox in case of a fire.



Fiera's Favorite Funnies

QUESTIONS:

1. How do cats buy things?
2. What's a cat's favorite song?
3. Where do cats write down notes?
4. What do cats eat for breakfast?
5. What do you call a cat when he stops?
6. What do you call a cat who eats lemons?
7. Why do cats like to hear other cats make noise?



ANSWERS:

1. From cat-logs. 2. Three blind mice. 3. Scratch pad. 4. Mice crispies.
5. A paws. 6. A sour puss. 7. It's meow-sic to their ears.

Escaping Fire Danger

*I promise to follow the four P's
of escaping fire danger by Planning,
Practicing, Performing, and staying
Put in case of a fire.*

Sign your name here