

HALLOWEEN SAFETY

WITH GILBERT THE GHOST




This book belongs to

I'm Gilbert, the Halloween Safety Ghost.



**I'll bet you've never heard of a safety ghost before.
Well, we only come out at Halloween to help keep kids safe
while they're trick-or-treating!**



Isn't it fun to get all dressed in your costume to go out trick-or-treating? Ghosts love it, too. We swoop around with pure spooky joy. But keep it fun, we want kids to stay safe.



- **We know you want to look scary, but wear something bright so others can see you.**
- **If your costume is dark, wear reflective strips or carry a glow stick or flashlight.**
- **Make sure your costume isn't too long so that you won't trip.**
- **And instead of a mask, wear make-up so you can see better.**



- **Never go trick-or-treating on your own. Always take a grown-up with you.**
- **And stay in a group. It's more fun and safer, too.**




- **Decide where you are going before you begin trick-or-treating.**
- **Always trick-or-treat in areas where there are a lot of people.**
- **Never take short cuts through alleys and parking lots.**



- **Make sure you only visit houses that have lights on.**
- **It's also a good idea to only go to houses where they have Halloween decorations on the porch or door.**
- **Never, ever go inside someone's house unless your parents say it's ok.**
- **Always get your candy from the porch or front step.**


GHOST ALERT!



NEVER,
ever accept
a ride or go anywhere
with a stranger on
Halloween or
ANY TIME!




Remember to follow all the regular rules for crossing streets.



Look both ways before crossing. Obey all traffic laws and use cross walks and crossing lights.

Wait for a Sweet Treat



- **Wait for an adult to check your candy before you eat it.**
- **Throw out any candy that's not in its original wrapper or looks like it has been tampered with.**

Gilbert, the Halloween Safety Ghost, says to follow these safety tips and you'll have a howling good time on Halloween. But you'll be safe, too!



THE WORDS ARE ALL MIXED-UP.




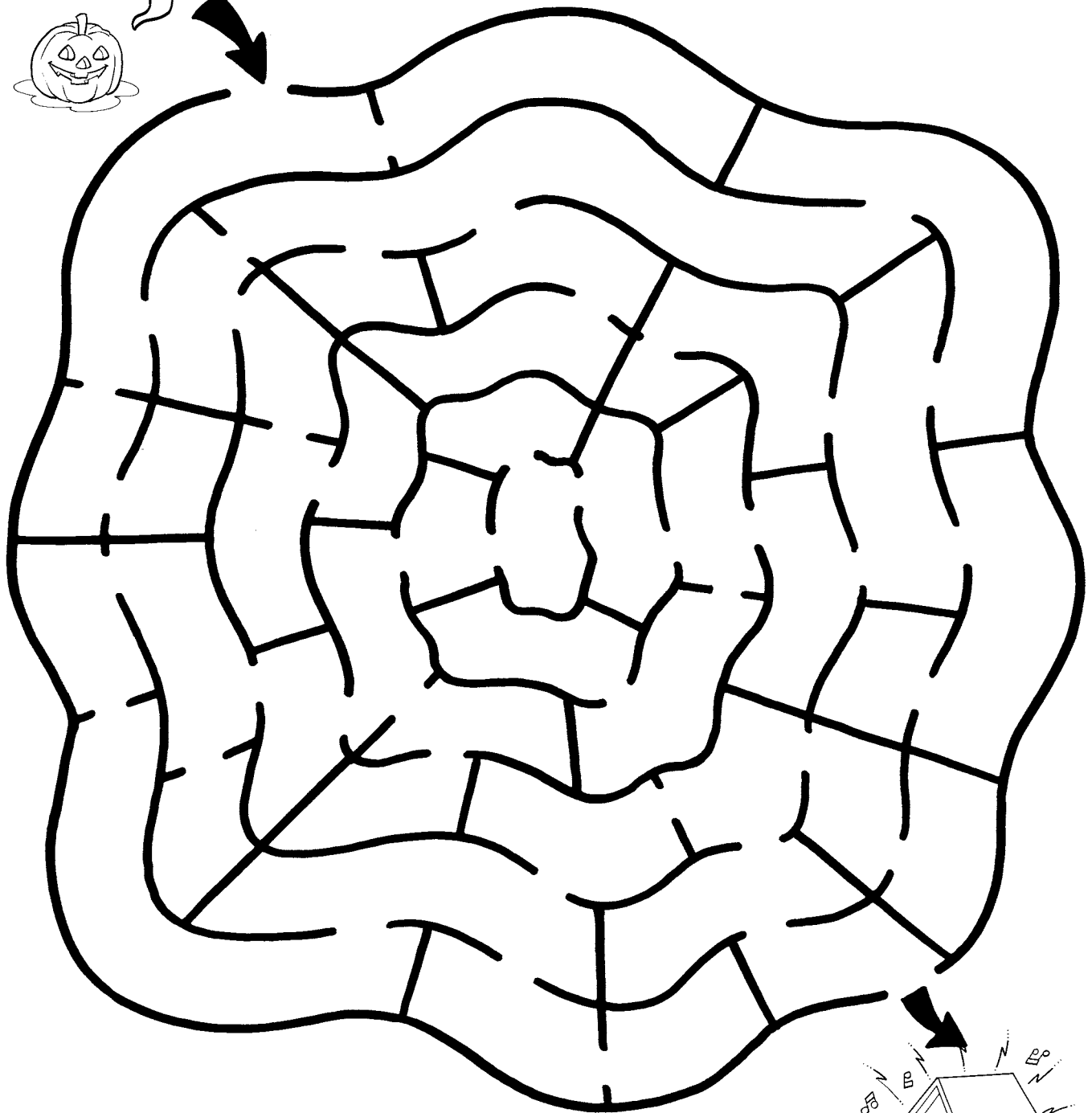

Can you unscramble the words?

HINT: The word begins with the letter in black

1. dny**ca** _____
2. fyate**s** _____
3. rop**h**c _____
4. tog**g**sh _____
5. lwaeh**h**nleo _____
6. gthin**n** _____
7. atr**t**e _____
8. omut**c**se _____

A-MAZING!

Help Gilbert find his way to the Halloween party.



FILL IN FUN






Fill in the missing word.

- 1. Carry a light stick or a _____ when trick-or-treating.**
- 2. Wear _____ instead of a mask so you can see where you're going.**
- 3. Go to houses that have _____ on or are decorated for Halloween.**
- 4. Never accept a ride from a _____.**
- 5. Make sure your _____ is safe before you eat it.**

ANSWERS: 1. flashlight 2. make up 3. lights 4. stranger 5. candy

WHAT'S THE DIFFERENCE?

Gilbert, the Halloween Safety Ghost sees lots of different costumes. Which one is different?




See answer on next page

Time to Laugh!

QUESTIONS:

1. Where do baby ghosts go during the day?
2. Why didn't the skeleton cross the road?
3. What do ghosts serve for dessert?
4. Why do witches fly on brooms?
5. What was the witch's favorite subject in school?
6. What do you call a skeleton that won't work?
7. What do you call a fat Jack-O-Lantern?



ANSWERS:

1. A day scare center.
2. He didn't have the guts.
3. Ice cream
4. The cord on the vacuum cleaner is too short.
5. Spelling.
6. Lazy bones.
7. A plumpkin.

Halloween Safety with Gilbert the Ghost

I promise to have fun this Halloween and listen to what Gilbert, the Halloween Safety Ghost, says about staying safe.

Sign your name here