


STOP LOOK & learn™


BE SAFE!

STOP THE SPREAD OF GERMS

An Educational Coloring & Activity Book




MEET
GERRY
THE GERM-BUSTER



Gerry is a true super hero, as he helps teach kids the importance of safety in preventing the spread of germs. With his smarts and protective shield, he can stay protected from nasty germs.

FIND + CIRCLE THE WORDS IN THE PUZZLE



CLEAN	SANITIZER
COUGH	SNEEZE
GERMS	SOAP
GERRY	TEMPERATURE
PLAYGROUND	VIRUS
SAFETY	WASH

SAMPLE

N	E	K	S	D	I	W	A	S	H	J
T	E	M	P	E	R	A	T	U	R	E
Z	C	V	R	B	N	Y	J	X	Z	N
S	A	N	I	T	I	Z	E	R	A	N
Y	V	X	G	I	B	V	M	E	P	S
F	S	A	F	E	T	Y	L	S	U	N
B	S	O	A	P	R	C	M	R	O	E
S	D	D	X	Z	B	R	I	D	P	E
C	O	U	G	H	E	V	Y	O	R	Z
P	L	A	Y	G	R	O	U	N	D	E


JUNIOR GERM-BUSTERS



Gerry is excited to teach his two new friends about being a germ-buster.
Gerry loves helping kids learn ways to stay safe and healthy – and have lots of fun!

WASH YOUR HANDS

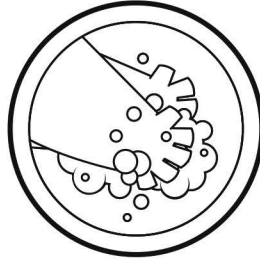
Be sure to use warm water if you can and wash for at least 20 seconds. You can think about how long to wash by singing the ABCs song or even Happy Birthday. These songs last about 20 seconds.



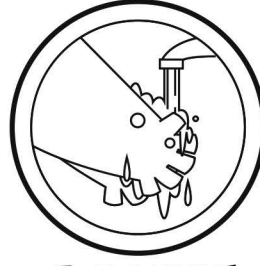
1 WET



2 ADD SOAP



3 SCRUB




4 RINSE



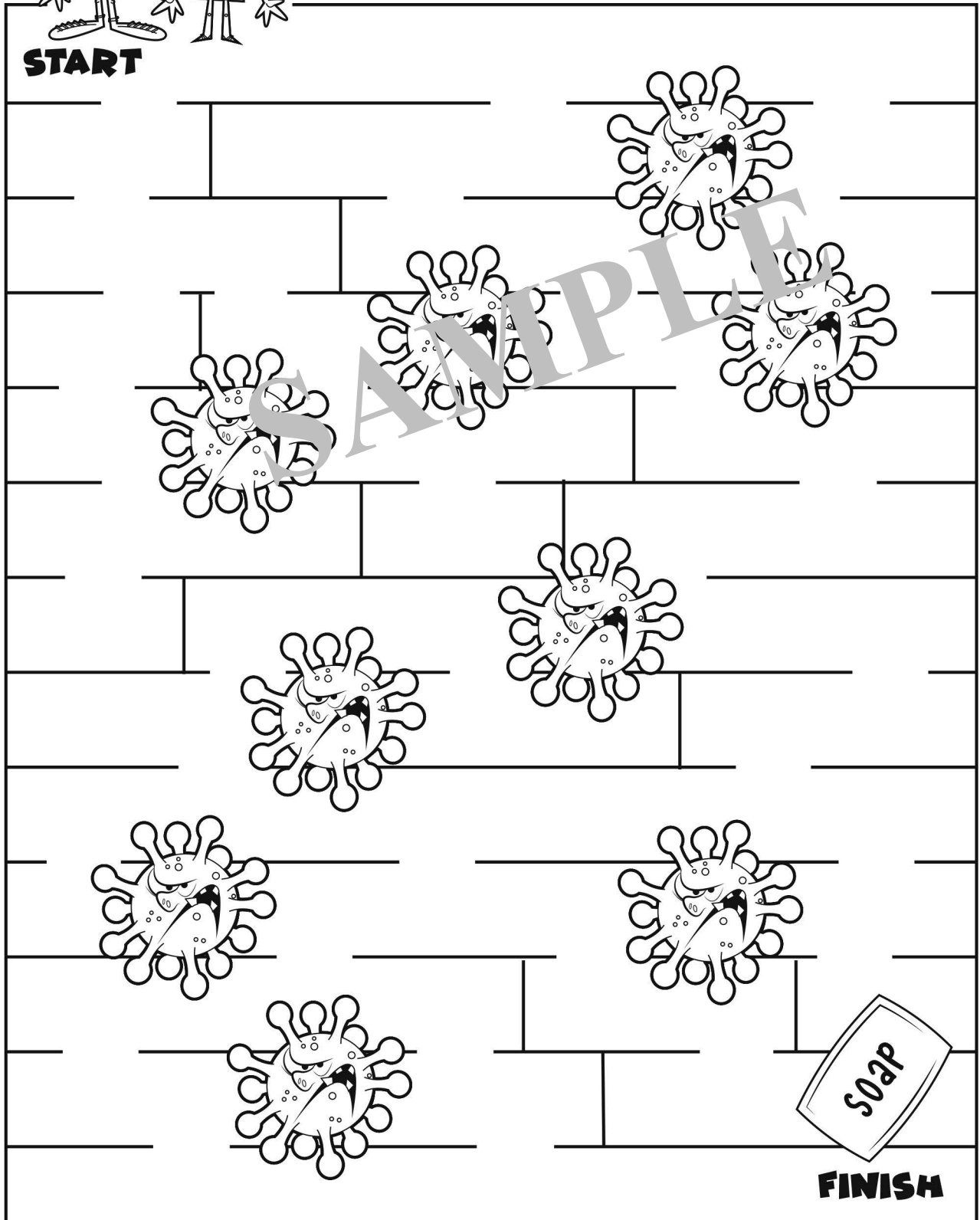
5 DRY

One of Gerry's first lessons is to teach the kids the proper way to wash your hands. It's important to first wet your hands, then use soap to make suds! Be sure to really scrub away all of the germs and viruses on your hands, then rinse it all away before you dry your hands with a clean towel.



**HELP THE KIDS FIND
THEIR WAY TO THE SOAP
WHILE AVOIDING GERMS**

START



HAND SANITIZER

Be careful! You NEVER
want to put the sanitizer
into your mouth.
It can make you sick.



Sometimes you might not have a chance to wash your hands with soap and water. It's good, then to clean your hands with a hand sanitizer. Hand sanitizer is usually a liquid, gel or maybe a foam that you rub into your hands until they are dry. You only need to use a little bit – just a drop that is about the size of a dime.

FIND THE BOTTLE OF HAND SANITIZER THAT IS DIFFERENT.

1



2



3



4



5



6



ANSWER: Bottle number 3 is different.



If you have a temperature, sniffles or a cold, stay home and away from others.




The playground is lots of fun, but it also can be filled with germs. On the playground, be careful about sharing toys. If you can, wipe off toys before you start playing or sharing them with friends. Be sure to wash your hands after you have finished.



Gerry is a true super hero, as he helps teach kids the importance of safety in preventing the spread of germs. It's always best to sneeze into a tissue when you can. If you don't have one, sneeze or cough into your elbow.

UNSCRAMBLE THE WORDS



LOP
LUGGER
SANDWICH

1. NIZITSARE _____

2. EGMR SURBTE _____

3. EEOSPRRHU _____

4. SAHDN _____

5. ESSVRIU _____

6. EEAETPTMURR _____

7. YALHTEH _____

8. ZEENES _____

MEAL TIME



FOOD SAFETY


1. Always wash your hands before you eat.
2. Don't lick your fingers while you are eating.
3. Don't share your cup or straw with your friends.
4. Eat only your food and don't share forks, knives or spoons.



It's always fun to enjoy a meal with your friends. But, it's really important that you stay safe, too. We can stop the spread of germs if we follow these simple rules.


MATCH THE LETTERS TO THE NUMBERS AND WRITE THE SECRET MESSAGE

- 1 = A
- 2 = B
- 3 = C
- 4 = D
- 5 = E
- 6 = F
- 7 = G
- 8 = H
- 9 = I
- 10 = J
- 11 = K
- 12 = L
- 13 = M
- 14 = N
- 15 = O
- 16 = P
- 17 = Q
- 18 = R
- 19 = S
- 20 = T
- 21 = U
- 22 = V
- 23 = W
- 24 = X
- 25 = Y
- 26 = Z



	1	12	23	1	25	19	
18	5	13	5	13	2	5	18
			20	15			
		23	1	19	8		
		25	15	21	18		
	8	1	14	4	19		
		6	15	18			
		1	20				
	12	5	1	19	20		
	20	23	5	14	20	25	
19	5	3	15	14	4	19	!

OFFICIAL JUNIOR GERM-BUSTER



I _____ , promise
(PRINT YOUR NAME)

after I cough or after I sneeze,

and before I eat and after I play,

to wash my hands with soap and water

and scrub, scrub, scrub those germs away.